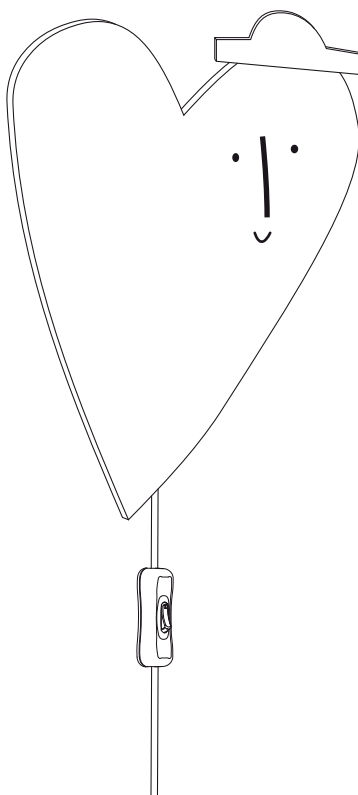


Kids Lamp

Assembly manual



FERM
LIVING

General Instructions

Please read before installation

Warning:

The safety of this product can only be guaranteed if the following instructions are observed during both installation and use. Please retain these instructions safely after installation.

Please observe the following guidelines:

- Ensure that the power supply has been switched off prior to installation or removal of the product.
- Never undertake an electrical installation without the proper knowledge or training.
If not familiar with electrical wiring, contact a qualified electrician.
- The product may in no way be modified or tampered with. Any modification may compromise safety and make the product itself dangerous to use. FERM LIVING does not accept any responsibility for products that have been modified.
- This product is meant for indoor use only.
- This product should not be disposed in a domestic trash receptacle and should instead be recycled appropriately.

Cleaning instructions:

- Use only a soft cloth to clean the product. Dampen the cloth with water and soap or a mild cleanser if needed.

More information:

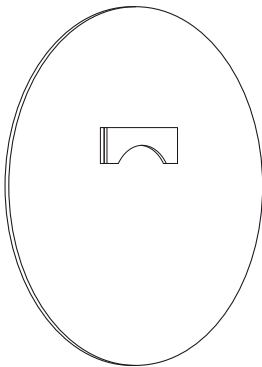
To access further information such as product overview and material descriptions, please visit our website at www.fermliving.com. If you have any questions or comments, please do not hesitate to contact us at info@fermliving.com.

Technical Specifications

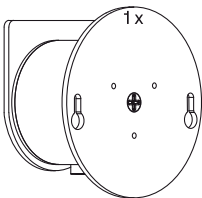
Kids Lamp

Wattage::	6W
Voltage:	12V DC
Dimming:	No
LED light:	
CCT:	2500K
CRI:	>90
Lumen:	278LM
Cable & Adaptor:	
Cable:	2m white cable with on/off white switch
Adapter:	(included)
Input:	200-240VAC 50/60HZ
Output:	12V 1A
Certification:	CE, RoHs, IP20

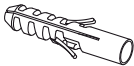
Box Content



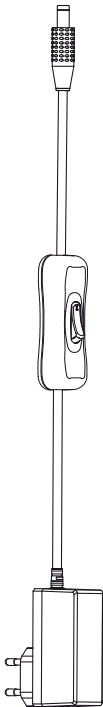
1 x



1 x



2 x

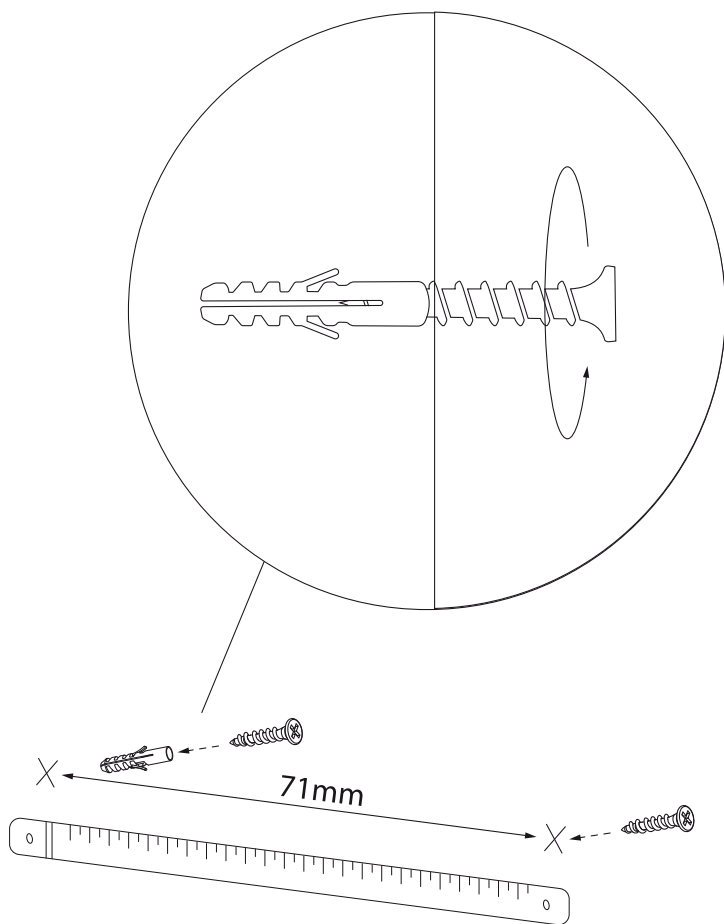


1 x

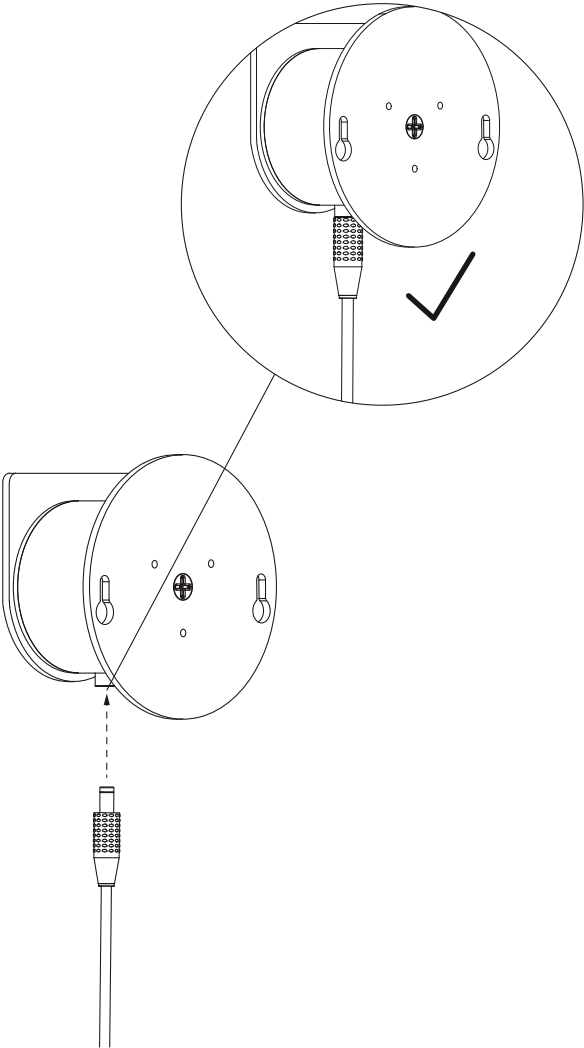


2 x

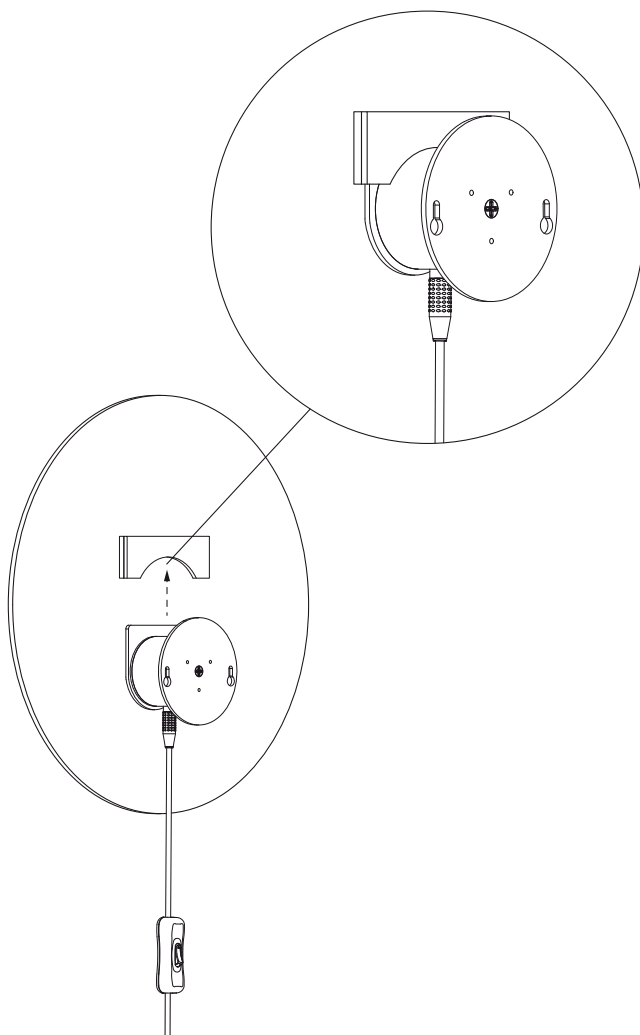
01




02



03



04



Space to feel comfortably you